



The State Bar Court of California

State Bar Court Portal Expanded User Guide

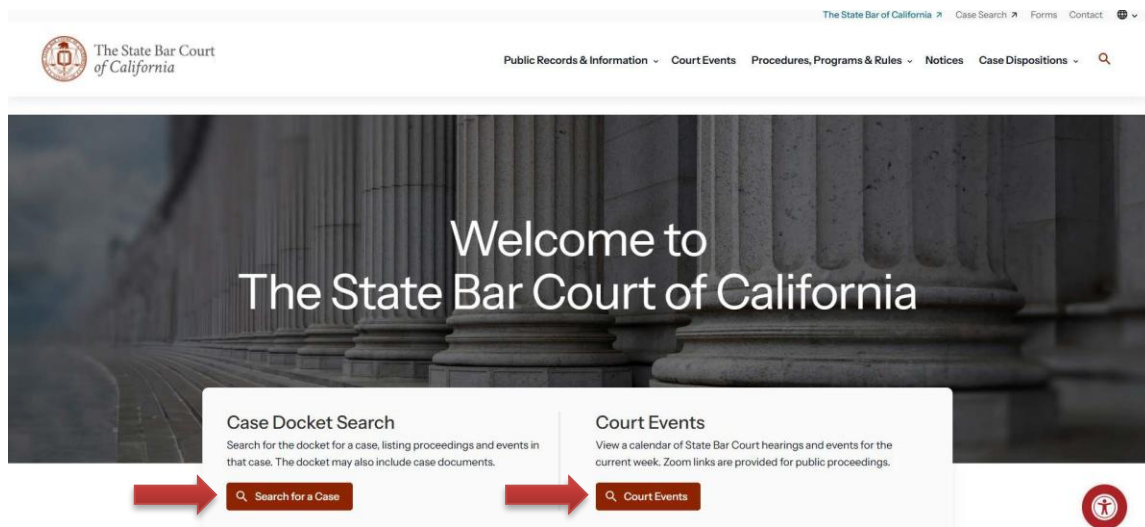
The State Bar Court Portal provides online access to case dockets and documents for cases filed since 2000. Access is free. Registration is not required; you do not need to create an account or log in.

For more information, please refer to the [FAQ](#).

For website support, please email feedback@calbar.ca.gov.

Accessing the Portal

You can access the portal from the [State Bar Court](#) home page.



You can either **Search for a Case** or search for **Court Events** from the home page.

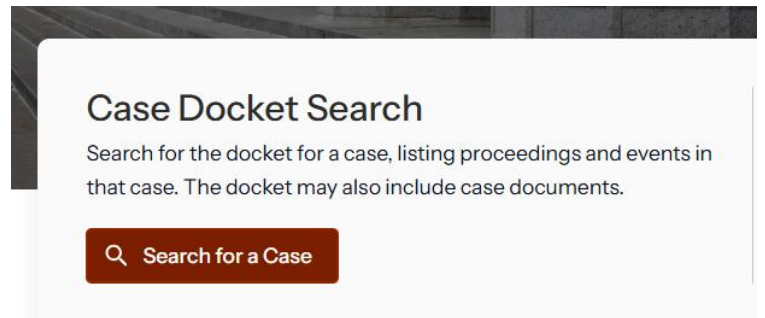
Contents

Search for a Case	2
Court Events	7

Search for a Case

Use [Search for a Case](#) to find dockets and records for a specific case or cases for a specific attorney, respondent, petitioner, or applicant.

- For public cases filed on or after Feb. 1, 2019, documents are available online.
- For cases filed between 2000 and Jan. 31, 2019, only some documents are available online. To request certified copies of discipline documents, please complete the [Request for Certified Records of Attorney Discipline form](#).
- For additional information, please go to [Public Records & Information](#).



When entering a name, the format must be **last name, first name**. Both entries are required for a complete search. The name must be spelled correctly.

Tip: If you are uncertain that you have the attorney's correct name, you can use the [Attorney Search](#) feature on the State Bar website, which will offer the option to include similar spellings.

If you know the case number (**record number**), you can enter it in the same field for the name.

Tip: For cases filed on or after Feb. 7, 2019, insert **SBC** before the case number. Case numbers for an attorney's public discipline can be found on their attorney profile in the [Attorney Search](#) feature on the State Bar website.

If you have a number for a recent case without **SBC** at the beginning, you must add it for a successful search.

Hyphens are not required. For example, SBC-22-O-30161 and SBC-22O30161 are both valid case numbers for a successful search.

Smart Search *Required

Search Criteria ?

* Enter a Record Number or Name in Last, First Middle Suffix Format
SBC-22-O-30161

[Clear](#) [Submit](#)

[Advanced Filtering Options](#)

Enter the information in the search field, and click **Submit**.

Smart Search *Required

Search Criteria ?

* Enter a Record Number or Name in Last, First Middle Suffix Format
Williams, Kelly DuFord

[Clear](#) [Submit](#)

[Advanced Filtering Options](#)

A list of cases will display in reverse chronological order. To view details about a specific case, click the case number in the first column.

You can click the arrow toggles next to each category header to rearrange the order in which the items appear, remove certain categories, or add new ones.

Tip: The print function here prints only the listing page, not the dockets themselves.

Party Search Results [Print](#)

Name Date of Birth

Williams, Kelly DuFord

Cases (4)


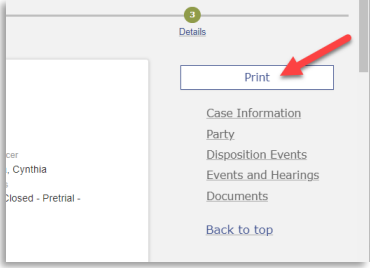
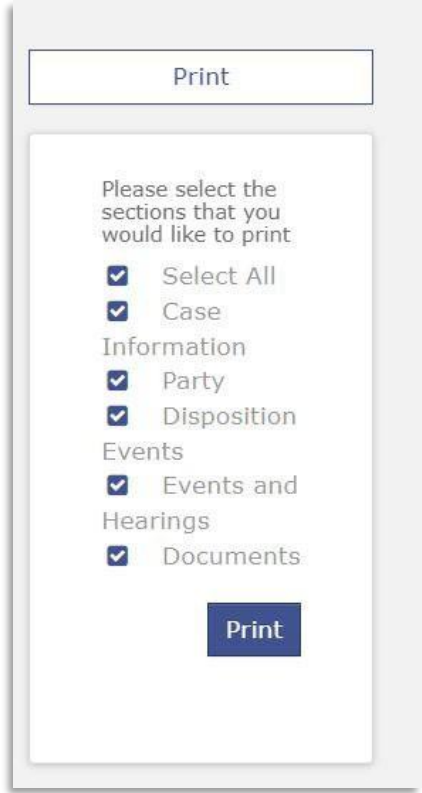
Case Number	Style / Defendant	File Date	Type	Status
SBC-22-O-31033	Williams, Kelly DuFord	12/07/2022	Original Discipline	Hearing - Closed - Pretrial - Dismissal
SBC-22-TE-30826	Williams, Kelly DuFord	08/29/2022	Inactive 6007(c) Substantial Threat/Harm	Hearing - Closed - Pretrial - Decision
SBC-22-TE-30575	Williams, Kelly DuFord	06/21/2022	Inactive 6007(c) Substantial Threat/Harm	Hearing - Closed - Pretrial - Decision
SBC-22-O-30161	Williams, Kelly DuFord	03/18/2022	Original Discipline	Supreme Court - Closed

Note: Some searches might result in multiple pages. You can navigate through them by clicking the page number or clicking the arrows at the end of the page number sequences.

Click any **case number** to view the court docket and associated records, if available.

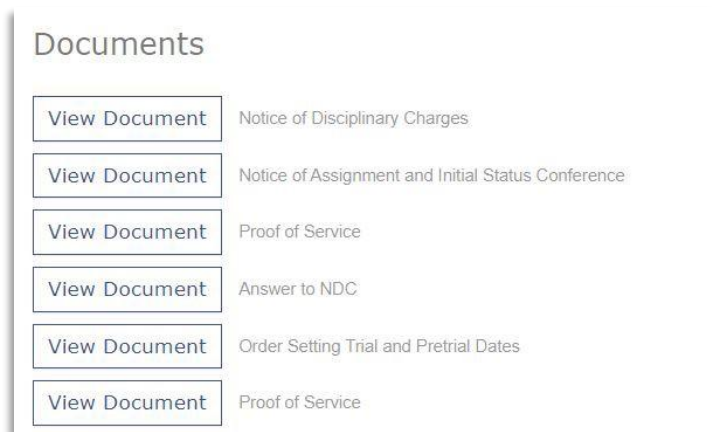
Cases

Case Number	Style / Defendant	File Date
SBC-22-O-30161	Williams, Kelly DuFord	03/18/2022

<p>When the selected case is displayed, you can view its Case Information, Parties Involved, Events and Hearings, and Documents using the jump menu that displays on the right.</p>	 <p>A screenshot showing a 'Print' button at the top. Below it is a jump menu with the following options: Case Information, Party, Disposition Events, Events and Hearings, Documents, and Back to top.</p>
<p>To print the docket page, or any sections of the page, click the Print button at the top right, above the jump menu.</p> <p>Tip: The print function here prints only the listings that display in the docket. Please see below if you wish to print the actual case documents.</p>	 <p>A screenshot of the 'Print' button and jump menu. A red arrow points to the 'Print' button. The jump menu options are the same as in the first screenshot.</p>
<p>Another menu will appear, with all items selected as the default. Deselect any sections you don't wish to print. Follow the commands on your screen to print.</p>	 <p>A screenshot of a print selection menu. It has a title 'Please select the sections that you would like to print'. Below the title are six items, each with a checked checkbox: <input checked="" type="checkbox"/> Select All, <input checked="" type="checkbox"/> Case Information, <input checked="" type="checkbox"/> Party, <input checked="" type="checkbox"/> Disposition Events, <input checked="" type="checkbox"/> Events and Hearings, and <input checked="" type="checkbox"/> Documents. At the bottom of the menu is a blue 'Print' button.</p>

Clicking **Documents** will take you to a list of documents.

To view a document, click **View Document** next to the title of the document.

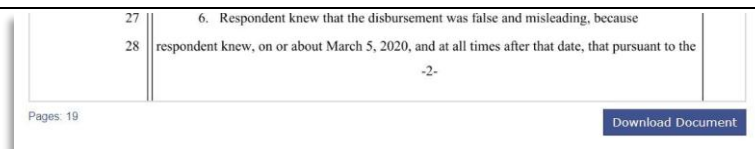


The document will open in a new tab, and the first two pages of the document will display.

To print the first two pages, right-click outside of the document, and click **Print** or use the **File > Print** option in your browser. To return to the case, close the tab.

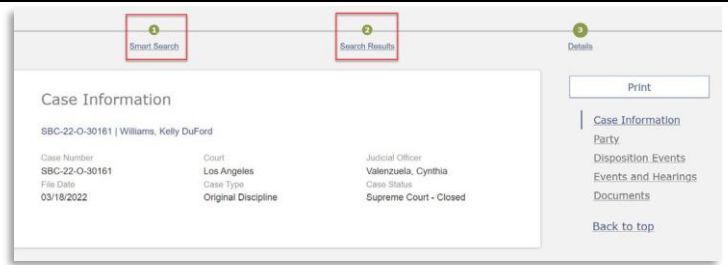


To print the entire document, you must download it. Scroll to the bottom of the document preview, and click **Download Document** to download, view, and print it in its entirety.



To start a new case search, click the **Smart Search** icon at the top of the portal screen.

To view other cases listed in the search results, select the **Search Results** icon.



You can also click the **State Bar Court Portal** header, which will bring you to a new search page.



Court Events

Use the **Court Events** feature to find a specific hearing or a specific judge's calendar. You can search by **case number, party names, business names, names or bar numbers of the attorneys assigned to the case, courtroom, or specific judge.**


Note: To search for hearings or calendars, all fields (criteria) are required. You can use them in conjunction with one another to yield specific results.

On the **Court Events** page, use the drop-down arrows in the search fields to narrow your search.

The **Location(s)** and **Hearing/Appearance Type** fields are required.

Court Events

View a calendar of State Bar Court hearings and events for the current week. Zoom links are provided for public proceedings.

 Court Events

Court Events

[Home](#) > [Court Events](#)

Search Court Events by Case Name

Monday, Dec 8, 2025

Courtroom B - Los Angeles - Hearing Department
Hon. Yvette D. Roland

Time	Case Number(s)	Case Name	Hearing/Appearance Type
2:00pm	SB0-24-R-30759	Unger, Steven Howard	Hearing/Trial/Remote

Members of the public are welcome to attend public court events in person, or they may access these hearings by clicking the link below to join the webinar:

[Attend via Zoom >](#)

Webinar ID: 814 4008 0184

[Apply](#)

Note: Supreme Court hearings are not available.

